

CHT SERIES


TUBULAR MULTI-HEAD EMBROIDERY MACHINES

WITH HIGH DEFINITION TRUE COLOR 10.4" LCD TOUCH SCREEN

CHT SERIES

Technical specifications

Available in up to eight heads, the CHT Series is ideal for businesses of all sizes. CHT models are perfect for scaling production on all types of finished garments including caps, flats, bags and plenty more.



Great for expanding businesses!

Model	Needles	Heads	Net/Gross Weight	Head Interval	EMB Area	Machine Size	LCD
CHT-1201	12	1	290 kgs/340 kgs 640 lbs/750 lbs	400 mm 15.75 in	400 x 450 mm 16 x 18 in	1260 x 1300 x 1740 mm 50 x 51 x 69 in	10.4 in
CHT-1501	15	1	290 kgs/340 kgs 640 lbs/750 lbs	400 mm 15.75 in	400 x 450 mm 16 x 18 in	1260 x 1300 x 1740 mm 50 x 51 x 69 in	10.4 in
CHT-1202	12	2	400 kgs/450 kgs 882 lbs/992 lbs	400 mm 15.75 in	400 x 450 mm 16 x 18 in	1660 x 1300 x 1740 mm 65 x 51 x 69 in	10.4 in
CHT-1502	15	2	400 kgs/450 kgs 882 lbs/992 lbs	400 mm 15.75 in	400 x 450 mm 16 x 18 in	1660 x 1300 x 1740 mm 65 x 51 x 69 in	10.4 in
CHT-1204	12	4	600 kgs/680 kgs 1323 lbs/1500 lbs	400 mm 15.75 in	400 x 450 mm 16 x 18 in	2500 x 1300 x 1780 mm 98 x 51 x 70 in	10.4 in
CHT-1504	15	4	600 kgs/680 kgs 1323 lbs/1500 lbs	400 mm 15.75 in	400 x 450 mm 16 x 18 in	2500 x 1300 x 1780 mm 98 x 51 x 70 in	10.4 in
CHT-1206	12	6	750 kgs/850 kgs 1653 lbs/1874 lbs	400 mm 15.75 in	400 x 450 mm 16 x 18 in	3300 x 1300 x 1780 mm 130 x 51 x 70 in	10.4 in
CHT-1506	15	6	750 kgs/850 kgs 1653 lbs/1874 lbs	400 mm 15.75 in	400 x 450 mm 16 x 18 in	3300 x 1300 x 1780 mm 130 x 51 x 70 in	10.4 in
CHT-1208	12	8	950 kgs/1100 kgs 2094 lbs/2425 lbs	400 mm 15.75 in	400 x 450 mm 16 x 18 in	4160 x 1300 x 1840 mm 164 x 51 x 72 in	10.4 in
CHT-1508	15	8	950 kgs/1100 kgs 2094 lbs/2425 lbs	400 mm 15.75 in	400 x 450 mm 16 x 18 in	4160 x 1300 x 1840 mm 164 x 51 x 72 in	10.4 in

*Optional wide models [-w] with EMB Area: 500 x 450 mm [20" x 18"] available

Suited for all embroidery types

High speed with high efficiency

HIGH DEF TRUE COLOR 10.4" LCD


Technical specifications

Main features


- Suitable for embroidery on flats, caps, finished garments and more
- Perfect for established and growing embroidery businesses
- 10.4-inch HD LCD touch-screen panel
- Maximum embroidery area: 400 mm x 450 mm [16" x 18"]
- Optional wide model with embroidery area of 500 mm x 450 mm [20" x 18"]
- Newly developed small sewing arm for high-quality embroidery on caps and small items
- Heavy duty steel stand with wheels to ensure stability and mobility
- Maximum speed: 1,000 stitches per minute
- Memory capacity: 50 million stitches or 200 designs
- Machine reads multiple design formats, such as DST, DSB and more
- 270° wide angle cap system
- Servo motor 150 W – lowest power consumption in the industry!
- DC36V micro-step motor for X & Y axis driving to ensure low noise and less vibration
- Automatic memory retention
- Emergency stop button
- Automatic thread trimmer
- Thread break detection
- Easily apply appliqué, sequin, boring or cording
- Recessed USB port to protect USB flash drive
- Optional laser tracing device available
- Multiple hoop sizes for a variety of embroidery needs
- Built-in universal power supply 110V/60Hz and 200V/50Hz (self-adaptable worldwide)
- Environmentally friendly packaging
- USB input

User-friendly interface allows user to complete more projects faster

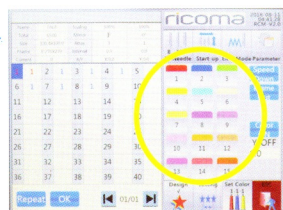
The intuitive High Definition True Color 10.4" LCD displays a clean interface with easy one-step commands for simple operation and a pleasant user experience.




Preset hoops




One-step appliqué



Easy color selection



On-board lettering



One-step tracing



Easy design selection

- User-friendly interface
- Easy to operate
- New ergonomic touch screen allows for easy and comfortable operation with right-hand thumb
- Preset hoop parameters designed to avoid hitting hoops
- Multi-angle, rotatable and adjustable control panel bracket allows for better visibility
- Pre-sew design trace capable
- Automatic color change
- Built-in button from 172° to 196° under manual color change mode, a great help for machine maintenance
- Frame offset and frame outlining available for easy appliqué embroidery
- One-step tracing key directly on the main screen
- External 100° button and trimming button
- Multiple languages: English, Chinese, Spanish, Portuguese, Turkish, Dutch, French, German, Russian, Vietnamese, Thai, Arabic and more

HOOPS AND CAP ATTACHMENTS INCLUDED

10 hoops (2 of each size, 5 sizes total) per head + sash frame

The CHT Series is ideal for embroidery on caps, bags, denim, finished garments and plenty more. Each machine includes a sash frame and a variety of hoop sizes for embroidery on small, medium and large items.

Model	CHT-1201	CHT-1501	CHT-1202	CHT-1502	CHT-1204	CHT-1504	CHT-1206	CHT-1506	CHT-1208	CHT-1508
Hoop A	2	2	4	4	8	8	12	12	16	16
Hoop B	2	2	4	4	8	8	12	12	16	16
Hoop C	2	2	4	4	8	8	12	12	16	16
Hoop D	2	2	4	4	8	8	12	12	16	16
Hoop E	2	2	4	4	8	8	12	12	16	16
Hoop-w	*wide	*wide	*wide	*wide	*wide	*wide	*wide	*wide	*wide	*wide
Sash frame	1	1	1	1	1	1	1	1	1	1



Hoop A

90 mm round
[9 cm, 3.5"]



Hoop B

120 mm round
[12 cm, 4.7"]



Hoop C

150 mm round
[15 cm, 5.9"]



Hoop D

200 mm round
[20 cm, 9"]



Hoop E

290 mm square
[29 cm, 12"]




Hoop-w

*Available with wide models
400 mm square
[40 cm, 15.75"]



Sash frame
Size varies by
machine


Model	CHT-1201	CHT-1501	CHT-1202	CHT-1502	CHT-1204	CHT-1504	CHT-1206	CHT-1506	CHT-1208	CHT-1508
Cap rings	2	2	4	4	8	8	12	12	16	16
Hoop station	1	1	1	1	1	1	1	1	1	1
Cap driver	1	1	2	2	4	4	6	6	8	8




Hoop station



Cap ring



Cap driver




SCALE YOUR PRODUCTION

Available in up to 8 heads

Startups can ramp up their businesses with the CHT two-head and four-head, while established businesses can scale their production with the CHT six-head and eight-head.

CHT-1502

2-heads



CHT-1504

4-heads



CHT-1508

8-heads



CHT-1506

6-heads




Capable of embroidering caps, shirts, pants,
and more!

OPTIONAL ADD-ONS


Broaden your possibilities with these affordable and easy-to-use add-ons!

These attachments make hooping and adding embroidery effects a breeze. Embellish your designs with sequins, boring or cording; or use specialty hoops for all embroidery needs.




Sequin device

Attach the optional sequin device to your embroidery machine for a pop of sparkle to your embroidery and a quick and easy fill.



Boring device

This device punctures holes into embroidered designs and encloses the raw edges with stitches to create a beautiful effect within minutes.




Cording device

Easily create an embroidery effect with the cording device, which lays cord on fabric and attaches the cord with transparent zigzag stitches.



8-in-1 device

Designed for non-hoopable, difficult items such as shirt pockets, socks, backs of caps, shirt sleeves, collar tips and more.




Robot frame

Embroider on difficult-to-embroider and unusually shaped items such as bags, pockets, shoes and purses with the robot frame.




Belt hoop

With an 8-inch x 4-inch embroidery area, the belt hoop allows ample room for embroidery on belts and straps.



Mighty hoop

With a wide variety of hoop sizes to choose from, these magnetic hoops make hooping all types of differently sized garments a breeze.



Camera positioning device

Aids in correcting position and direction of designs in the case of improperly hooped items to ensure a precise embroidery outcome.



Laser device

With this easy-to-install tracing tool, there's no more hitting hoops – just simply watch the laser pointer trace the design in seconds.